






LURE RIGGING GUIDE



		Weight (oz)	3.5" THE 2.0	4" MULLIGAN	5" BOMBER	The PC Tweaker	5" JERK SHAD	The Prawn USA OG	The Prawn USA Jr			
Weedless Rigging Options	 Hoss Helix Hooks	0	3/0	0-1 FT	0-1 FT	0-1 FT	0-1 FT		0-1 FT			
		0	4/0		0-1 FT	0-1 FT		0-1 FT	0-1 FT			
		1/16	3/0	0-1 FT	0-1 FT	0-1 FT	0-2 FT	0-2 FT		0-2 FT		
		1/16	4/0		0-1 FT	0-1 FT		0-2 FT	0-2 FT			
		1/8	3/0	1-2 FT	1-2 FT	1-2 FT	1-2 FT	1-2 FT		1-2 FT		
		1/8	4/0		1-2 FT	1-2 FT		1-2 FT	1-2 FT			
		3/16	3/0	2-3 FT	2-3 FT	2-3 FT	2-4 FT	2-4 FT		2-4 FT		
		3/16	4/0		2-3 FT	2-3 FT		2-4 FT	2-4 FT			
	3/16	3/0	3-6 FT	3-6 FT		3-7 FT	3-7 FT		3-7 FT			
	3/16	4/0		3-6 FT	3-6 FT		3-7 FT	3-7 FT				
	1/4	3/0	4-8 FT	4-8 FT		5-10 FT	5-10 FT		5-10 FT			
	1/4	4/0		4-8 FT	4-8 FT		5-10 FT	5-10 FT				
	1/2	3/0	8-20 FT	8-20 FT		10-25 FT	10-25 FT		10-25 FT			
	1/2	4/0		8-20 FT	8-20 FT		10-25 FT	10-25 FT				
	3/4	5/0		12-30 FT	12-30 FT		20-50 FT	20-50 FT				
	1	5/0		30-60 FT	30-60 FT		50-90 FT	50-90 FT				
	2	5/0		60-120 FT	60-120 FT		80-150 FT	80-150 FT				
	Weedless Round Eye Jigheads	 Weedless Round Eye Jigheads	3/16	3/0	3-6 FT	3-6 FT		3-7 FT	3-7 FT		3-7 FT	
3/16			4/0		3-6 FT	3-6 FT		3-7 FT	3-7 FT			
1/4			3/0	4-8 FT	4-8 FT		5-10 FT	5-10 FT		5-10 FT		
1/4			4/0		4-8 FT	4-8 FT		5-10 FT	5-10 FT			
1/2			3/0	8-20 FT	8-20 FT		10-25 FT	10-25 FT		10-25 FT		
1/2			4/0		8-20 FT	8-20 FT		10-25 FT	10-25 FT			
3/4			5/0		12-30 FT	12-30 FT		20-50 FT	20-50 FT			
1			5/0		30-60 FT	30-60 FT		50-90 FT	50-90 FT			
2			5/0		60-120 FT	60-120 FT		80-150 FT	80-150 FT			
Weedless Football Jigheads			 Weedless Football Jigheads	3/16	3/0	3-6 FT	3-6 FT		3-7 FT	3-7 FT		3-7 FT
				3/16	4/0		3-6 FT	3-6 FT		3-7 FT	3-7 FT	
				1/4	3/0	4-8 FT	4-8 FT		5-10 FT	5-10 FT		5-10 FT
	1/4	4/0			4-8 FT	4-8 FT		5-10 FT	5-10 FT			
	1/2	3/0		8-20 FT	8-20 FT		10-25 FT	10-25 FT		10-25 FT		
	1/2	4/0			8-20 FT	8-20 FT		10-25 FT	10-25 FT			
	3/4	5/0			12-30 FT	12-30 FT		20-50 FT	20-50 FT			
	1	5/0			30-60 FT	30-60 FT		50-90 FT	50-90 FT			
	2	5/0			60-120 FT	60-120 FT		80-150 FT	80-150 FT			
	Traditional Rigging Options	 Roundeye Jigheads		1/8	2/0	1-3 FT	1-3 FT	1-3 FT	2-4 FT	2-4 FT		2-4 FT
				1/8	3/0	1-3 FT	1-3 FT	1-3 FT	2-4 FT	2-4 FT	2-4 FT	
				3/16	2/0	2-4 FT	2-4 FT	2-4 FT	3-7 FT	3-7 FT		3-7 FT
3/16			3/0	2-4 FT	2-4 FT	2-4 FT	3-7 FT	3-7 FT	3-7 FT			
1/4			2/0	3-6 FT	3-6 FT	3-6 FT	5-10 FT	5-10 FT		5-10 FT		
1/4			4/0		3-6 FT	3-6 FT	5-10 FT	5-10 FT	5-10 FT			
1/2			3/0	6-15 FT	6-15 FT	6-15 FT	10-20 FT	10-20 FT		10-25 FT		
1/2			4/0		6-15 FT	6-15 FT	10-20 FT	10-20 FT	10-25 FT			
3/4			3/0	12 - 30 FT	12 - 30 FT	12 - 30 FT	20 - 50 FT	20 - 50 FT		20 - 50 FT		
3/4			4/0		12 - 30 FT	12 - 30 FT	20 - 50 FT	20 - 50 FT	20 - 50 FT			
1			4/0	30 - 60 FT	30 - 60 FT	30 - 60 FT	50 - 90 FT	50 - 90 FT		50 - 90 FT		
1			5/0		30 - 60 FT	30 - 60 FT	50 - 90 FT	50 - 90 FT	50 - 90 FT			
Football Jigheads		 Football Jigheads	1/8	2/0	1-3 FT	1-3 FT		2-4 FT		2-4 FT		
			1/8	4/0			1-3 FT		2-4 FT			
			1/4	2/0	3-6 FT	3-6 FT		5-10 FT	5-10 FT		5-10 FT	
			1/4	4/0			3-6 FT			5-10 FT		
			1/2	3/0	6-15 FT	6-15 FT		6-20 FT	6-20 FT		10-25 FT	
			1/2	4/0			6-15 FT			10-25 FT		
3/4	4/0		12 - 30 FT	12 - 30 FT	12 - 30 FT	12 - 30 FT	20-50 FT	20-50 FT				
1	5/0			30 - 60 FT			50-90 FT					

Note: These depth ranges will shift up if you're fishing areas with high current or if you're using heavier lines.

Green shading indicates the ideal pairing for lure and depth Yellow shading indicates our 2nd favorite option White areas are not recommended